



Summer Youth Employment Program (SYEP)

What You Need to Get Started

Getting paid by direct deposit is fast and easy! To sign up, you will need your Bank's routing number, your savings or checking account number, account type and the name of your bank. Be sure to secure this information before you get started.

1. **Bank's Routing Number** (*9-digit number*)
2. **Bank Account Number** (*Account numbers vary by bank*)
3. **Bank Account Type** (*Checking or Savings*)
4. **Name of Bank** (*Chase, Bank of America, Santander, etc.*)
5. **Please make sure your account is still active before signing up!**

Split Payments

You have the option to have your pay direct deposited into one or two bank accounts. By splitting your pay into two deposits, you can send a portion of your pay to savings.

Want to be sure you save some of the money you earn this summer? Head to <https://americasavesforyoungworkers.org/nyc-syep/> to choose a savings goal and make a savings plan. Find out how saving a small amount each pay day can add up quickly!

Getting Started

To get started, take a look at the following pages which will guide you through the direct deposit sign up process. Then, when you are ready to sign up, head to the YEP Participant Site at <https://participant.yeponline.org/>

The deadline to sign up for direct deposit is June 3th at 11:59pm. You will have two² chances to sign up, so please be sure to enter your correct information.

Participants: Please make sure to enter the correct bank routing number and savings or checking account number in order to request direct deposit service. You should also confirm that your account is active and able to accept direct deposit payments, prior to signing up for direct deposit. If you have questions about your banking information, please check with your financial institution. If the information you provide is incorrect, and your account cannot be verified, you will be paid via a pay card. You may sign up to have funds deposited into two accounts, however, if one of these accounts cannot be verified, all funds will be sent to the alternate account. If both accounts cannot be verified, you will be paid via a pay card. **If, at any time, you would like to cancel your direct deposit and receive future payments on a pay card, please let your Provider know.**



Click here to get started!

Participant Site

Log In

To authenticate users, this website utilizes the NYC.ID service. Kindly use your NYC.ID to log in. In case you don't have an NYC.ID, you can create one by clicking the Log In button below.

Log In »

[Click here for Get Banked NYC Website](#)



[Click here to set a savings goal with America Saves for Young Workers](#)

If you have further questions about DYCD, contact NYC Youth Connect at (800) 246-4646.



Login

Log in using your NYC account

Log in using one of these options

Email Address or Username *

or



Password *

If you need a NYC.ID, select "Create Account"

Login

[Forgot Password](#)

[Create Account](#)

[Report an Issue](#)

WARNING: This system and network belong to the City of New York and are intended solely for users and users authorized by the City of New York. Unauthorized access or use is strictly prohibited. By using this system you expressly consent to the City of New York monitoring all use of this system, regardless of the purpose. If monitoring reveals possible evidence of criminal activity, damage or other unauthorized use, the City of New York may provide that evidence to law enforcement or others. Systems and networks accessed or used may be subject to additional terms and policies.

Information.

Participant Information

[Click here](#)

The following is the information we have on file for you. If anything is incorrect or missing, please contact your Provider. Keep in mind that changes to your information could take up to a week to appear on the website.

Participant Information

Login Name: [\[Redacted\]](#) ([Change Password](#))
Application ID: [Redacted]
Email Address: [Redacted]
Name: [Redacted]
Address: [Redacted]

Youth Employment Program

Participant Direct Deposit Signup

Direct Deposit Signup

Select
"Continue"

Getting paid by direct deposit is fast and easy! To sign up, you will need your Bank's routing number, your savings or checking account number, account type and the name of your bank. Be sure to secure this information before you get started.

Introducing Split Payments

You now have the option to have your pay direct deposited into one or two bank accounts. By splitting your pay into two deposits, you can send a portion of your pay to savings.

Select Continue to Get Started

Continue

Participants: Please make sure to enter the correct bank routing number and savings or checking account number in order to request direct deposit service. If you have questions, please check with your financial institution to be sure you have the correct information and your account is active prior to signing up for direct deposit. If the information you provide is incorrect, and we are unable to deposit funds into your account, you will be paid via a payroll card. If we are unable to deposit funds into one of the accounts, all funds will be sent to the alternate account. If we are unable to deposit funds into both accounts, you will be paid via payroll card.

Direct Deposit

Participant Direct Deposit Signup

Direct Deposit Signup

Choose if you would like to be paid into one or two of your bank accounts, then select "Continue".

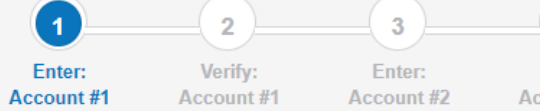
How many bank accounts would you like your pay to be direct deposited into?

- One Account: I would like all of my pay direct deposited into one account.
- Two Accounts: I would like my pay direct deposited into two accounts.

Continue

Cancel

Direct Deposit Signup



Enter the information of your bank account, then select "Continue".

Be sure to carefully review this information. If you are unsure of your account information or where to enter which numbers, please contact your bank.

Enter: Account #1

Please enter your direct deposit information for the first account.

This is the name of the bank where your account is

Bank Name:

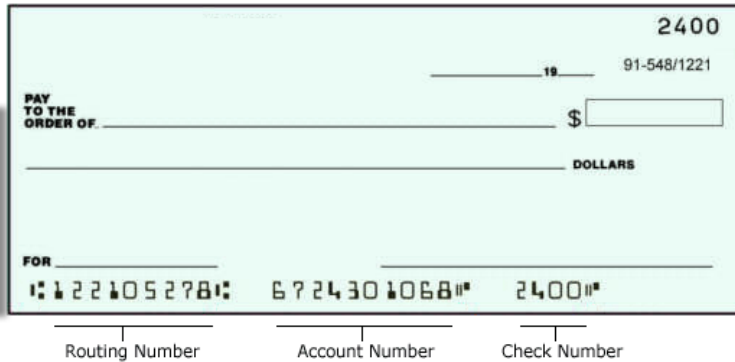
Bank ABA Number (Routing Number):

Your Bank Account Number:

Account Type:

Continue Cancel

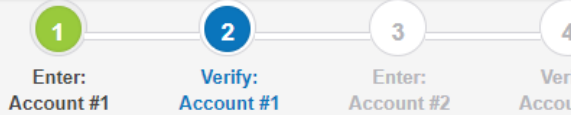
This is an example to show where to find your account information on a check



Direct Deposit

Participant Direct Deposit Signup

Direct Deposit Signup



Verify your account by re-entering the exact same information you entered in Step 1, then select "Continue".

If any information does not match what you previously entered, you will have to start over.

Verify: Account #1

Please verify the information you provided is correct by re-entering the information for your first account.

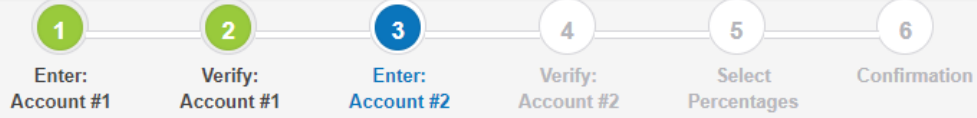
Bank Name:

Bank ABA Number (Routing Number):

Your Bank Account Number:

Account Type:

Direct Deposit Signup



Enter: Account #2

Please enter your direct deposit information for the **second** account.

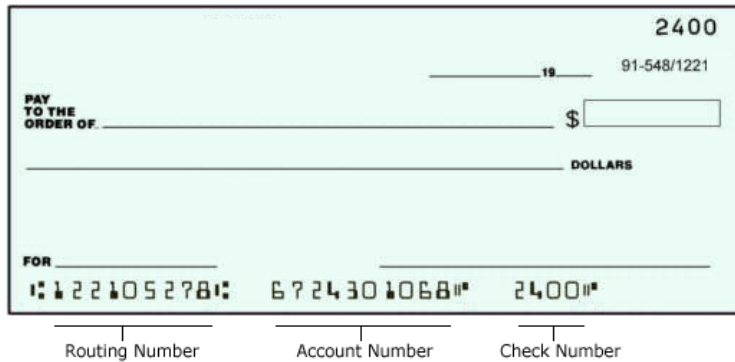
Remember, this is the name of the bank where your account is

Bank Name:
Bank ABA Number (Routing Number):
Your Bank Account Number:
Account Type:

Continue Cancel

If you've chosen to split your pay between two accounts, enter the information for you second account here.

Then select "Continue".

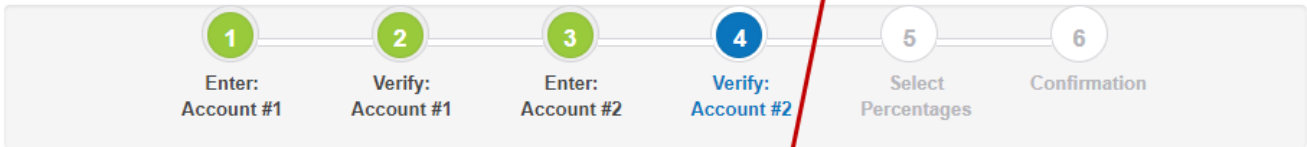


Direct Deposit

Participant Direct Deposit Signup

Re-enter the information for your second account, then select "Continue".

Direct Deposit Signup



Verify: Account #2

Please verify the information you provided is correct by re-entering the information for your **second account**.

Bank Name:

Bank ABA Number (Routing Number):

Your Bank Account Number:

Account Type:

Continue Cancel

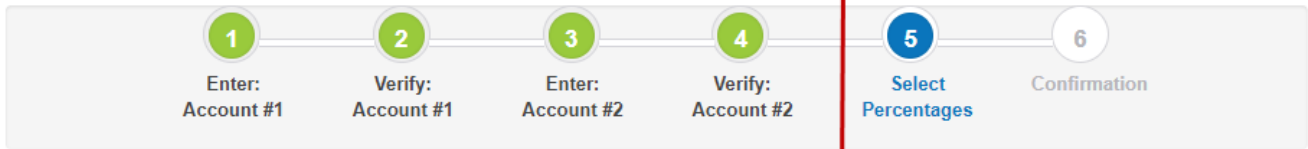
Direct Deposit

Participant Direct Deposit Signup

Enter the percentage of your pay that you would like direct deposited to your first account, then select "Continue".

The remainder of your pay will deposit to the second account.

Direct Deposit Signup



Select Percentages

Please enter the percentage of pay you wish to deposit into each account for every pay period.

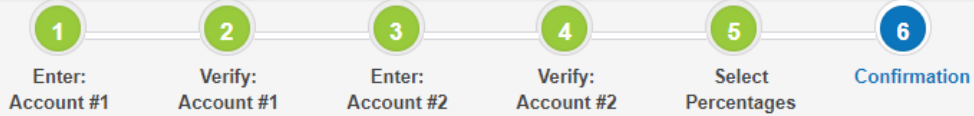
Account	Routing Number	Account Number	Type	% Percentage*
1	123456789	XXXXXX3456	Checking	<input type="text"/>
2	987654321	XXXXXX4567	Savings	

*Participants: This is the percentage of pay you are instructing us to direct deposit into each account. Please note that this is a percentage of your pay and not a dollar amount. For example, if you choose to have 25% of your pay deposited to a second account and your pay was \$100.00, then \$25.00 would be direct deposited into the specified account and \$75.00 would be deposited into the other account.

Direct Deposit

Participant Direct Deposit Signup

Direct Deposit Signup



Enter the last four digits of your Social Security Number to confirm, and select "Sign up for Direct Deposit".

Confirmation

Participants: Please make sure you entered the correct bank routing number and savings or checking account number in order to request direct deposit service. If you have questions, please check with your financial institution to be sure you have the correct information and your account is active prior to signing up for direct deposit.

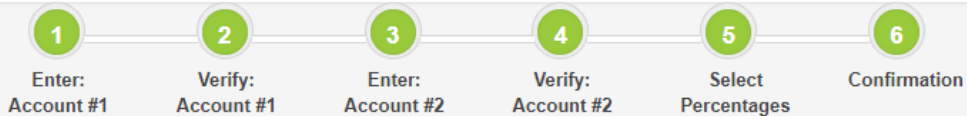
If we are unable to deposit funds into one of the accounts, all funds will be sent to the alternate account. If we are unable to deposit funds into both accounts, you will be paid via payroll card.

Please enter last 4-digits of your Social Security Number to confirm:

Sign up for Direct Deposit

Cancel

Direct Deposit Signup



You may want to save or screenshot this page for future reference

Congratulations!

You have signed up for direct deposit for the Summer Youth Employment Program. We will test your account on or before the next payroll. If the account test fails, you will be issued and paid with a payroll card.

Account	Routing Number	Account Number	Type	% Percentage
1	123456789	XXXXXX3456	Checking	50
2	987654321	XXXXXX4567	Savings	50

Exit